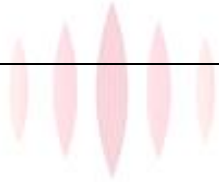




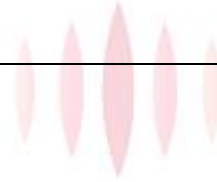
# Motorcomm YT8510 Product Brief

---


## Overview



Motorcomm



Motorcomm



Motorcomm



Motorcomm

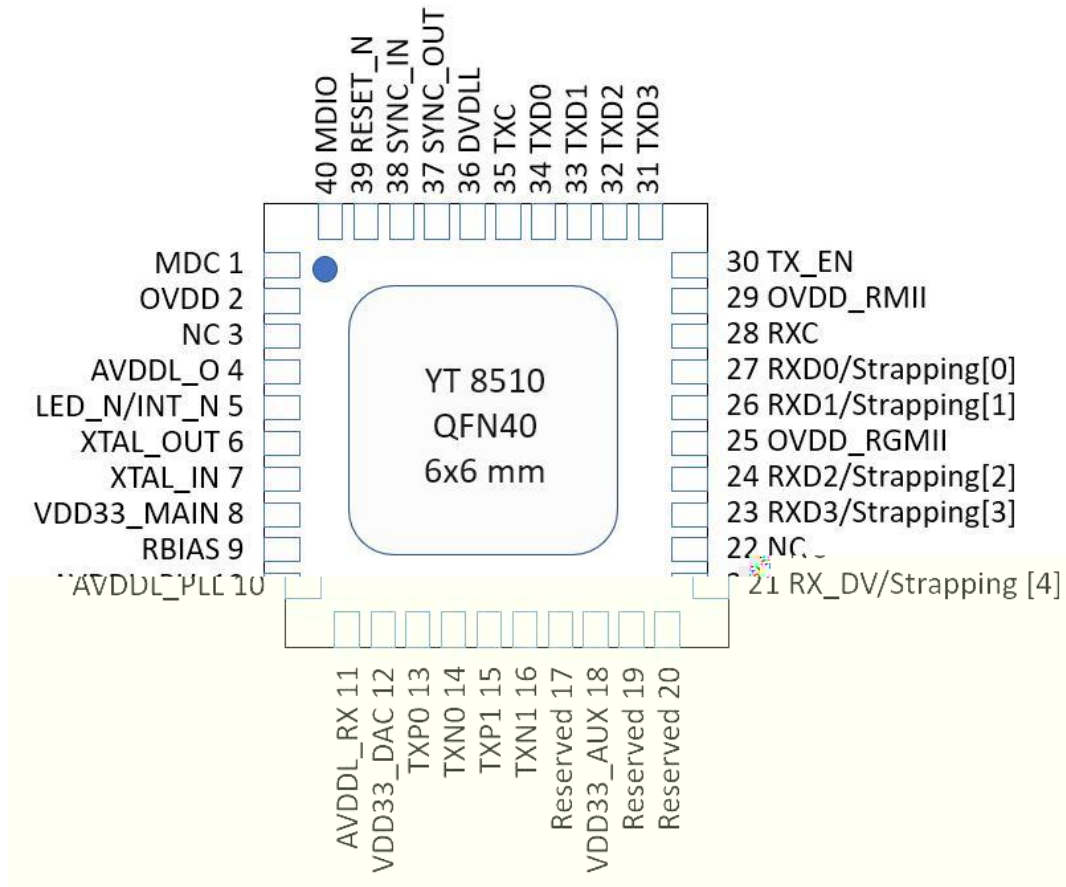


Motorcomm


---



# Pin Assignment



Motorcomm



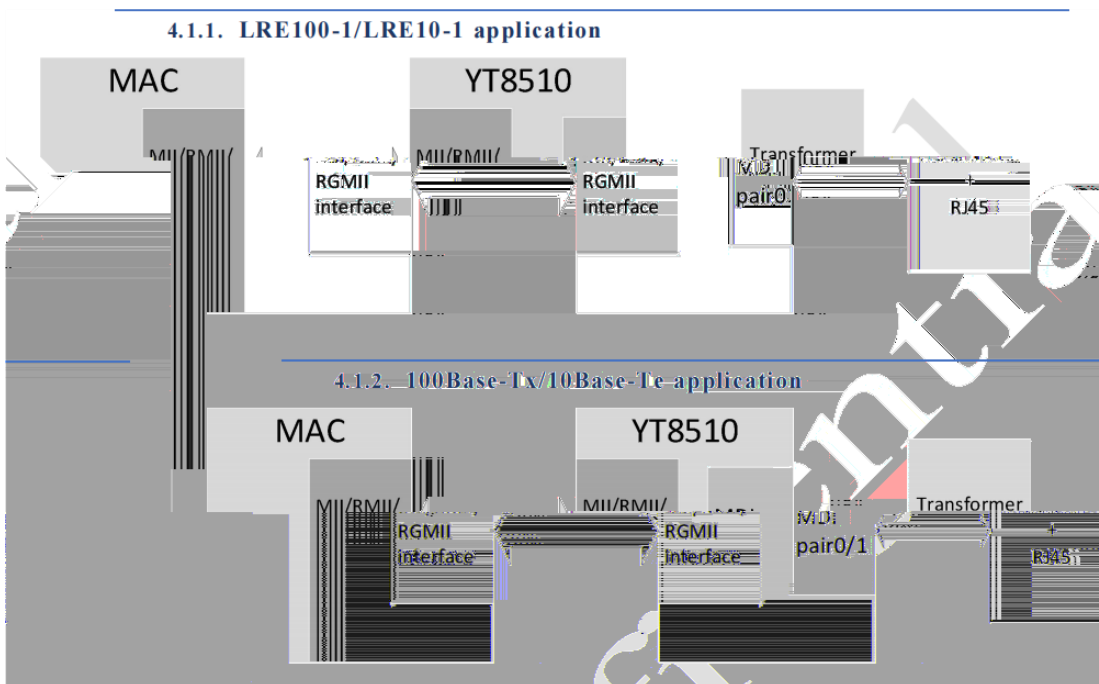
Motorcomm



Motorcomm



## Application Diagram



## Key Features

Support for the following interfaces via twisted-pair or coaxial cable

- 100Base-Tx.
- 10Base-Te.
- 100Mbps long range ethernet. (Reach over 300 meters via one pair of cat5e twisted-pair cable)
- 10Mbps long range ethernet. (Reach over 800 meters via one pair of cat5e twisted-pair cable)

Support IEEE auto-negotiation and LDS (link discover signaling) on twisted-pair cable.

Support LDS and LRE100/10-1 on coaxial cable

Support auto cable detection and speed selection.

MII/RMII/RGMII support

RMII/RGMII interface EMI enhancement

Support latency accommodation of RGMII clock

Support IEEE 802.1AS



Support POE function


Automotive Cable Diagnostics support

Integrated LDO regulator allowing a single 3.3V power supply

Internal, external and remote loopback mode for diagnosis

Jumbo frame support up to 16 kB

Polarity detection and auto/manual correction



## Target Applications

General Embedded Applications

Video Surveillance

Industrial Controls

Factory Automation

